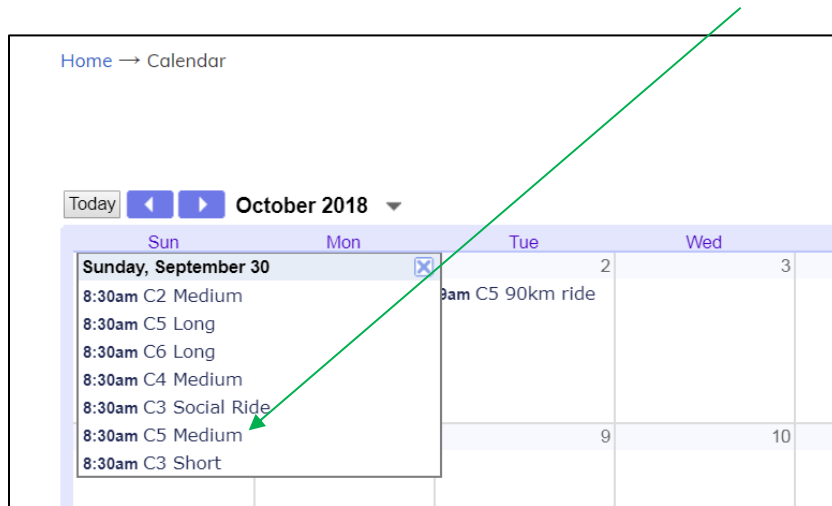


Ride Calendar Navigation & Sign-up

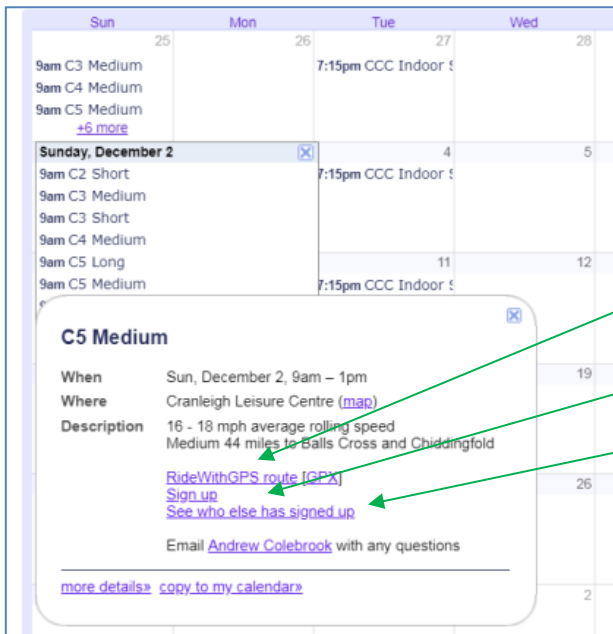
To sign up for a club ride go to the club website calendar at <http://cranleighcyclingclub.co.uk/index.php/calendar/>

DO NOT GO TO THE ROAD RIDES PAGE AS THE THUMBPRINT THERE CAN BE CONFUSING

All future rides will be listed in a diary format.
To see the details of each ride click on a ride of interest:



A ride-specific box will open. Here you can:



- Download the route using www.ridewithgps.com
- Sign up
- See who else has signed up

To sign up just click on [Sign Up](#) and fill in the form:

C5 Medium sign-up

Signing up is not compulsory but helps the ride leader plan ahead.

* Required

Your name *

Your answer _____

Are you coming? *

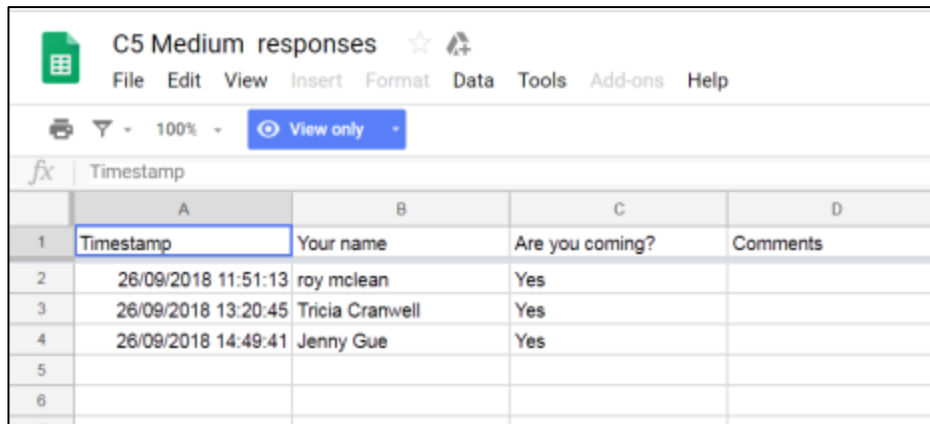
Yes

No, changed my mind. I'm not coming after all

Comments

Your answer _____

To see who has signed up just click on [See who else has signed up](#) and a spreadsheet will open:



The screenshot shows a Google Spreadsheet interface. The title bar reads "C5 Medium responses" with a star icon and a refresh icon. The menu bar includes "File", "Edit", "View", "Insert", "Format", "Data", "Tools", "Add-ons", and "Help". Below the menu bar, there are icons for print, filter, zoom (100%), and a "View only" button. The spreadsheet has a formula bar with "fx" and "Timestamp". The columns are labeled A, B, C, and D. The rows contain the following data:

	A	B	C	D
1	Timestamp	Your name	Are you coming?	Comments
2	26/09/2018 11:51:13	roy mclean	Yes	
3	26/09/2018 13:20:45	Tricia Cranwell	Yes	
4	26/09/2018 14:49:41	Jenny Gue	Yes	
5				
6				